

District 5 Championships

Meet Results

Oct 19-20, 2019

Page: 1
 Printed: 10/25/2019 4:15:23 PM
 Women / 2 / All Ages
 Session: All
 Judge's Signatures

Rank	Num	Name	Gym					AA
1	2043	Rebecca Morris	Powersports	9.250 21T	9.725 1	9.450 17T	9.575 2T	38.000 1
2	2017	Billie Jones	RBGK	9.150 37T	9.550 4	9.575 7T	9.475 6T	37.750 2
3	2115	Emmaly Olivares	XLR8	9.150 37T	9.450 9T	9.575 7T	9.500 4T	37.675 3
4T	2091	Emma Cummins	RBGA	9.525 1	8.850 73T	9.650 3T	9.600 1	37.625 4T
4T	2073	Morgan Taylor	Maximum	9.325 11T	9.425 13T	9.450 17T	9.425 9	37.625 4T
6T	2042	Bailey Jackson	Powersports	9.500 2	9.350 15T	9.475 14T	9.275 17	37.600 6T
6T	2065	Yan Ning Chen	Maximum	9.400 5T	9.475 8	9.350 31T	9.375 13T	37.600 6T
8	2044	Rylan Johns	Powersports	9.225 25T	9.100 48T	9.650 3T	9.575 2T	37.550 8
9	2095	Brilee Strong	RBGA	9.425 3T	9.175 37T	9.550 9T	9.375 13T	37.525 9
10	2081	Michaela Welch	RBGA	9.200 28T	9.300 21T	9.675 2	9.250 18T	37.425 10
11	2020	Eva Hitchcock	RBGK	9.075 45T	9.500 5T	9.725 1	9.075 33T	37.375 11
12	2018	Emmy Warr	RBGK	8.850 72T	9.500 5T	9.375 25T	9.475 6T	37.200 12
13T	2030	Shonna Moore	AIM	9.275 17T	9.350 15T	9.150 64T	9.400 10T	37.175 13T
13T	2021	Quinn Hofseth	AIM	9.300 15T	9.325 20	9.325 38T	9.225 22	37.175 13T
15	2003	Madeleine Hilton	Basel's	9.350 8T	9.250 26T	9.475 14T	9.050 37T	37.125 15
16	2016	Faith Morrow	RBGK	9.325 11T	9.100 48T	9.400 21T	9.250 18T	37.075 16
17	2096	Zoe Fiorello	RBGA	9.375 7	9.300 21T	9.500 11T	8.875 60T	37.050 17
18T	2097	Kayli Rivera	RBGA	9.275 17T	9.200 31*	9.550 9T	9.000 43*	37.025 18T
18T	2048	Brooklyn Gibbs	Powersports	9.350 8T	9.200 31*	9.475 14T	9.000 43*	37.025 18T
20	2080	Paisley Palmer	RBGA	9.200 28T	9.150 41T	9.250 50T	9.400 10T	37.000 20
21T	2029	Alida Angell	AIM	9.425 3T	9.450 9T	9.025 75	9.075 33T	36.975 21T
21T	2010	London Hebert	K2	9.075 45T	9.125 47	9.375 25T	9.400 10T	36.975 21T
21T	2094	Madelyn Pratt	RBGA	9.200 28T	9.100 48T	9.325 38T	9.350 15	36.975 21T
24T	2076	Sophia Singh	Maximum	9.125 41T	9.675 2	9.150 64T	8.975 53	36.925 24T

District 5 Championships

Meet Results

Oct 19-20, 2019

Page: 2
 Printed: 10/25/2019 4:15:23 PM
 Women / 2 / All Ages
 Session: All

Rank	Num	Name	Gym					AA
24T	2025	Kalina Kuo	AIM	9.000 59T	9.100 48T	9.625 5	9.200 23T	36.925 24T
24T	2036	Alyson Johnson	AIM	9.200 28T	9.500 5T	9.225 53T	9.000 43T	36.925 24T
27	2004	Reagan O'Neal	Basel's	9.275 17T	9.300 21T	9.275 45T	9.050 37T	36.900 27
28	2024	Emma Sailer	AIM	9.400 5T	9.100 48T	9.375 25T	9.000 43T	36.875 28
29	2046	Laila Corbin	Powersports	9.000 59T	8.850 73T	9.500 11T	9.500 4T	36.850 29
30	2069	Hannah Campbell	Maximum	9.250 21T	9.200 31T	9.275 45T	9.100 30T	36.825 30
31	2087	Campbell Moore	RBGA	9.025 55T	9.175 37T	9.500 11T	9.100 30T	36.800 31
32T	2106	Sloane Williams	WGA	9.175 34T	8.900 69T	9.400 21T	9.250 18T	36.725 32T
32T	2084	Hadley Baird	RBGA	9.325 11T	9.050 61	9.350 31T	9.000 43T	36.725 32T
34T	2079	Neha Gawankar	RBGA	9.100 43T	9.425 13T	9.125 66T	9.000 43T	36.650 34T
34T	2022	Evelyn Young	AIM	9.275 17T	9.225 29T	8.900 81T	9.250 18T	36.650 34T
34T	2002	Sydney Huffman	Basel's	9.225 25T	9.075 59T	9.275 45T	9.075 33T	36.650 34T
37	2083	Lijah Crow	RBGA	9.000 59T	9.450 9T	9.325 38T	8.850 62T	36.625 37
38	2014	McKenzie Notaro	K2	9.175 34T	9.075 59T	9.250 50T	9.100 30T	36.600 38
39T	2113	Juliet Puckett	XLR8	8.750 87T	9.575 3	9.600 6	8.650 73T	36.575 39T
39T	2099	Addison Meottel	Texas Star	8.850 72T	9.250 26T	9.350 31T	9.125 27T	36.575 39T
41	2041	Abaigeal Smith	Powersports	8.950 66	9.150 41T	9.250 50T	9.200 23T	36.550 41
42	2019	Leyton Curtsinger	RBGK	9.350 8T	8.400 94T	9.275 45T	9.475 6T	36.500 42
43	2074	Nadia Vancia	Maximum	8.800 76T	9.300 21T	9.375 25T	9.000 43T	36.475 43
44T	2006	Sophie Meade	K2	8.650 95T	9.100 48T	9.400 21*	9.300 16	36.450 44T
44T	2050	Eva Diyasheva	Powersports	9.225 25T	8.800 77	9.400 21*	9.025 41T	36.450 44T
46T	2015	Charlotte Campbell	RBGK	8.900 68T	9.350 15T	9.175 61T	9.000 43T	36.425 46T
46T	2047	Svetlana Riley	Powersports	8.825 74T	9.100 48T	9.350 31T	9.150 25T	36.425 46T
48	2012	Adelynn Bennett	K2	9.025 55T	9.200 31T	9.300 41T	8.875 60T	36.400 48

District 5 Championships

Meet Results

Oct 19-20, 2019

Page: 3
 Printed: 10/25/2019 4:15:23 PM
 Women / 2 / All Ages
 Session: All

Rank	Num	Name	Gym					AA
49	2086	Paige Landry	RBGA	8.800 76T	9.275 25	9.175 61T	9.125 27T	36.375 49
50	2005	Whitney Skidmore	Basel's	9.250 21T	9.150 41T	8.975 77	8.925 54T	36.300 50
51	2104	Daniela Zulueta	WCC	8.800 76T	9.000 63T	9.350 31T	9.125 27T	36.275 51
52	2013	Jayden Acosta	K2	9.100 43T	9.200 31T	9.200 56T	8.700 69T	36.200 52
53	2031	Emalee Bautista	AIM	9.200 28T	9.350 15T	8.700 95	8.925 54T	36.175 53
54	2109	Victoria Gleckler	WGA	9.050 49T	9.150 41T	9.050 73T	8.900 57T	36.150 54
55	2054	Katia Bonner	Juergen's	9.000 59T	8.900 69T	9.375 25T	8.850 62T	36.125 55
56	2067	Gabriella Giannoni	Maximum	8.500 101T	9.225 29T	9.200 56T	9.150 25T	36.075 56
57	2063	Caroline Kraatz	Maximum	9.250 21T	9.000 63T	9.450 17T	8.350 85T	36.050 57
58	2112	Katelyn Quinney	WGA	8.875 71	9.000 63T	9.350 31T	8.800 66T	36.025 58
59T	2102	Tyler Uremovich	WCC	9.150 37T	8.675 85T	9.275 45T	8.900 57T	36.000 59T
59T	2088	Bradie Smith	RBGA	9.075 45T	8.875 72	9.125 66T	8.925 54T	36.000 59T
61	2040	Olivia Mei	Bannon's	8.725 89T	9.100 48T	9.450 17T	8.650 73T	35.925 61
62	2007	Natalia Colina	K2	8.450 105	9.450 9T	8.950 78T	9.050 37T	35.900 62
63	2064	Isabella McDevitt	Maximum	8.900 68T	9.000 63T	9.125 66T	8.825 64T	35.850 63
64T	2070	Makena Kyle	Maximum	8.900 68T	9.175 37T	9.300 41*	8.400 83	35.775 64T
64T	2009	Nailah King	K2	8.800 76T	8.850 73T	9.300 41*	8.825 64T	35.775 64T
66	2117	Jade Aycock	XLR8	8.500 101T	9.100 48T	9.100 69T	9.025 41T	35.725 66
67T	2032	Addison Gaspard	AIM	8.775 83T	9.350 15T	8.900 81T	8.625 76T	35.650 67T
67T	2049	Julia Gomez	Powersports	9.325 11T	8.750 78T	8.775 89	8.800 66T	35.650 67T
67T	2075	Zoey Austill	Maximum	9.125 41T	8.250 100	9.200 56T	9.075 33T	35.650 67T
70T	2100	Kenley Liberto	Texas Star	9.150 37T	8.550 89	9.225 53T	8.700 69T	35.625 70T
70T	2071	Lauren Russell	Maximum	9.000 59T	9.150 41T	9.200 56T	8.275 90	35.625 70T
70T	2011	Elizabeth Coe	K2	9.200 28T	8.350 96T	9.075 71T	9.000 43T	35.625 70T

District 5 Championships

Meet Results

Oct 19-20, 2019

Page: 4
 Printed: 10/25/2019 4:15:23 PM
 Women / 2 / All Ages
 Session: All





Rank	Num	Name	Gym					AA
73T	2082	Mia Padilla	RBGA	8.600 98T	8.750 78T	9.350 31T	8.900 57T	35.600 73T
73T	2101	Madison Musquiz	WCC	9.000 59T	8.500 91T	9.100 69T	9.000 43T	35.600 73T
75T	2066	Stella Clark	Maximum	9.075 45T	8.700 82T	9.300 41T	8.475 80	35.550 75T
75T	2062	Regina Vazquez	Juergen's	9.050 49T	9.250 26T	8.900 81T	8.350 85T	35.550 75T
77T	2090	Audrianna Hashem	RBGA	8.825 74T	9.100 48T	9.375 25T	8.175 98T	35.475 77T
77T	2045	Giselle Moreno	Powersports	9.175 34T	8.200 101T	9.050 73T	9.050 37T	35.475 77T
79	2001	Shay Donohue	Basel's	9.300 15T	9.175 37T	8.750 90T	8.200 93T	35.425 79
80	2089	Piper Scarborough	RBGA	8.350 108	9.150 41T	9.000 76	8.700 69T	35.200 80
81T	2055	Brooklyn Perry	Juergen's	8.725 89T	8.700 82T	9.225 53T	8.425 82	35.075 81T
81T	2000	Arrin Dungan	Basel's	8.625 97	9.200 31T	8.900 81T	8.350 85T	35.075 81T
83	2034	Annabelle Prudhomme	AIM	9.050 49T	9.000 63T	8.725 93T	8.225 92	35.000 83
84	2057	Derielle Levy	Juergen's	8.800 76T	9.025 62	8.725 93T	8.375 84	34.925 84
85	2092	Kayci Harrell	RBGA	8.800 76T	8.600 87T	9.175 61T	8.300 88T	34.875 85
86T	2051	Taylor Labrada	Juergen's	9.050 49T	9.100 48T	8.575 97	8.050 104T	34.775 86T
86T	2008	Lily Mayton	K2	8.925 67	8.475 93	8.750 90T	8.625 76T	34.775 86T
88	2028	Kendall Weddington	AIM	8.700 91T	8.850 73T	8.500 100T	8.675 72	34.725 88
89	2026	Emerie Granda	AIM	8.750 87T	8.900 69T	8.750 90T	8.200 93T	34.600 89
90	2114	Emma Cate Puckett	XLR8	8.600 98T	8.200 101T	9.200 56T	8.575 79	34.575 90
91T	2103	Cali Harris	WCC	8.700 91T	8.750 78T	8.900 81*	8.125 102	34.475 91T
91T	2116	Audrey Dykes	XLR8	8.550 100	8.300 99	8.900 81*	8.725 68	34.475 91T
93	2110	Brena Grissett	WGA	8.500 101T	8.700 82T	9.075 71T	8.175 98T	34.450 93
94	2093	Lillian Babbitt	RBGA	9.050 49T	8.350 96T	8.875 87T	8.050 104T	34.325 94
95	2098	Kira Raymond	Texas Star	9.000 59T	8.000 104T	8.950 78T	8.200 93T	34.150 95
96	2023	Harper Manners	AIM	8.375 106T	9.000 63T	8.450 102	8.200 93T	34.025 96

District 5 Championships

Meet Results

Oct 19-20, 2019

Page: 5
 Printed: 10/25/2019 4:15:24 PM
 Women / 2 / All Ages
 Session: All

Rank	Num	Name	Gym					AA
97	2056	Elena Gallini	Juergen's	8.800 76T	8.750 78T	8.025 110	8.250 91	33.825 97
98T	2078	Alexis Thompson	Maximum	9.050 49T	7.850 108T	8.150 109	8.625 76T	33.675 98T
98T	2061	Sariah Dunlap	Juergen's	8.675 94	8.350 96T	8.500 100T	8.150 100T	33.675 98T
100	2053	Camila Ayala-Mass	Juergen's	8.100 111	8.025 103	8.875 87T	8.650 73T	33.650 100
101	2059	Sophia Peters	Juergen's	8.650 95T	8.525 90	8.375 105	8.075 103	33.625 101
102	2105	Allison Head	WCC	8.175 109	8.600 87T	8.525 98T	8.200 93T	33.500 102
103	2033	Adriana Ochoa	AIM	8.475 104	8.675 85T	8.350 106	7.750 110T	33.250 103
104	2038	Brooke Worthen	Bannon's	9.025 55T	7.100 113	8.400 104	8.450 81	32.975 104
105T	2077	Jaci Callihan	Maximum	9.025 55T	7.400 111*	8.525 98T	7.950 107	32.900 105T
105T	2085	Madison Smith	RBGA	8.775 83T	7.400 111*	8.425 103	8.300 88T	32.900 105T
107	2107	Lisa Ramos-Rosas	WGA	8.375 106T	8.500 91T	7.950 111T	8.050 104T	32.875 107
108	2108	Maxine Leano	WGA	8.050 112	8.000 104T	8.950 78T	7.450 112	32.450 108
109T	2068	Natalie Uribe	Maximum	8.775 83*	8.400 94T	7.950 111T	7.250 113	32.375 109T
109T	2058	Jade Joseph	Juergen's	8.775 83*	7.850 108T	7.825 113	7.925 108	32.375 109T
111	2052	Larissa Gillman	Juergen's	8.125 110	7.950 106	8.200 108	7.850 109	32.125 111
112	2111	Karsyn Williams	WGA	8.700 91T	7.650 110	8.300 107	7.000 114	31.650 112
113	2037	Aubrey Williams	Bannon's	8.000 113	7.900 107	7.700 114	7.750 110T	31.350 113
114	2039	Vera Black	Bannon's	7.000 114	6.400 114	8.600 96	8.150 100T	30.150 114